



Fast installation IP68 gland used for RTPL- and LTPT series




1. Remove exterior lid



2. Push terminal button before inserting the wiring



3. After inserting the wiring, release terminal button and make sure wires are fastened



4. Install the exterior connector cover lid, fasten tight enough making sure the connections are waterproof

